



















This image shows a sheet of graph paper with a grid pattern. The grid consists of small squares, typical of graph paper used for drawing or mathematics. On the left side of the page, there is a vertical margin containing several horizontal lines and some faint, illegible text, likely serving as a header or a table of contents area. The rest of the page is a continuous grid of squares.



A large grid structure with multiple columns and rows. The leftmost column contains text labels, likely representing categories or units. The grid is mostly empty, suggesting it is a template for data entry or calculation.



























The image shows a full page of graph paper. The grid consists of small squares. On the left side, there is a vertical margin that is wider than the other columns. This margin contains a series of horizontal lines, suggesting it is a space for writing or notes. The rest of the page is a uniform grid of squares. There are no markings or data on the grid.





This image shows a large grid table with approximately 30 columns and 100 rows. The grid is composed of thin black lines forming small squares. The table is mostly empty, with a few faint, illegible markings in the top-left corner and some very light, scattered marks throughout the grid. The overall appearance is that of a blank ledger or data entry form.


Blank grid table structure for data entry.






















































The image shows a full page of graph paper. It consists of a grid of small squares. A single horizontal line runs across the middle of the page, dividing it into two equal halves. A vertical line is positioned on the right side, creating a narrow margin. The grid is composed of 20 columns and 30 rows of small squares. The central horizontal line is formed by two parallel lines, and the vertical margin line is also formed by two parallel lines. The rest of the grid is a single line of squares.


































The image displays a full page of graph paper. At the top, there is a header section consisting of three horizontal rows. The main body of the page is a large grid of small squares. At the bottom, there is a footer section consisting of three horizontal rows. The footer section contains several small, rectangular symbols or marks at the end of each row.

